



USE INSTRUCTION:

For San-Air Split System Bio- Clean Gel

Front

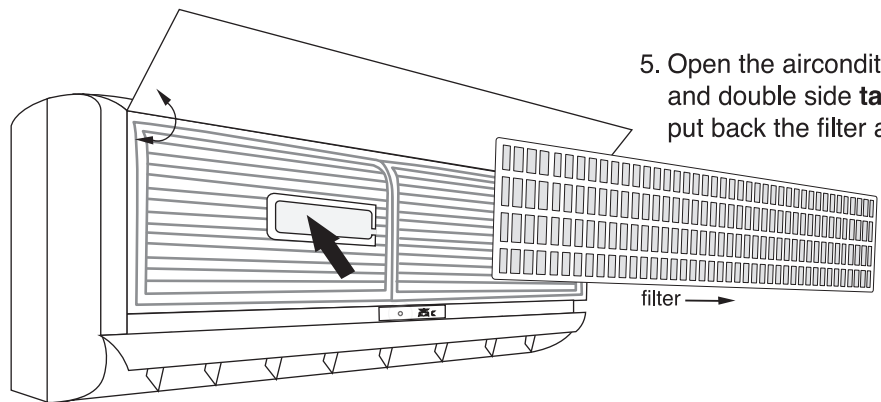


Back



1. Do not remove the label
2. Write down the date of replacement
3. Turn to back of the product

4. Cut across as shown in the image, so that the only way the gel can come out is through that small gutter.



5. Open the airconditioner cover, remove the filter and double side **tape the product to coil** and put back the filter and close the cover

USE INSTRUCTION:

For San-Air Air Conditioning Bio- Clean Gel



1. Open the canister cover



2. Remove the foil



3. Put back the canister cover and place in room